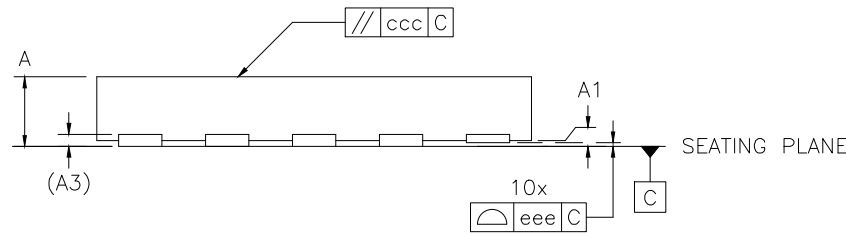
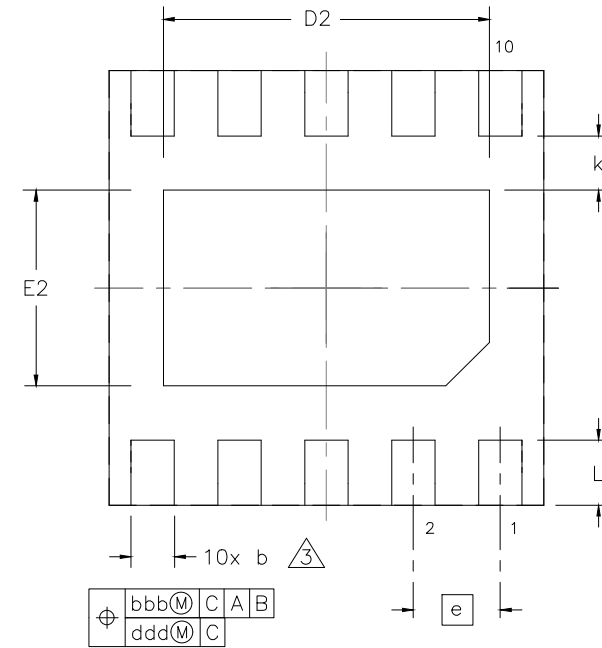
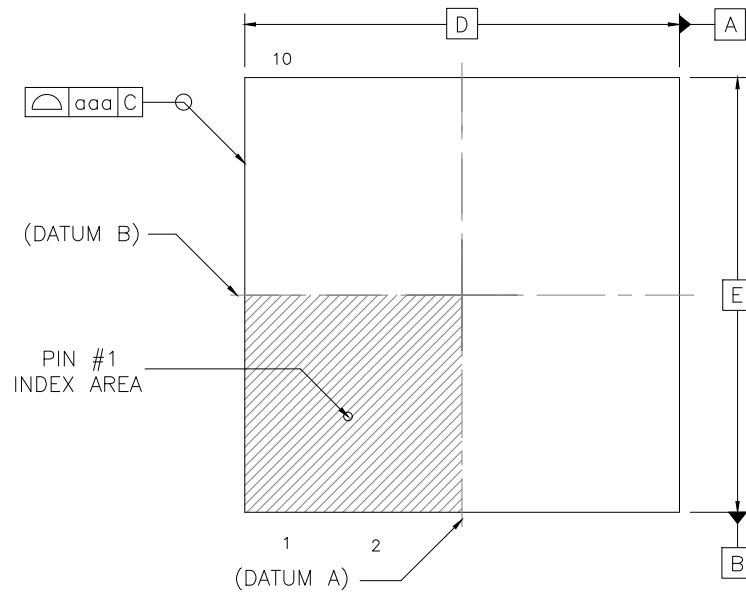


REVISIONS		
REV	DESCRIPTION	DATE
B	ADDED PACKAGE THICKNESS OPTIONS	4-1-2016



NOTES:
 1) ALL DIMENSIONS IN MM
 2) DIMENSIONING AND TOLERANCING PER ASME Y14.5-2009
 3) DIMENSION b APPLIES TO METALLIZED TERMINAL AND IS MEASURED BETWEEN 0.15 AND 0.30 MM FROM TERMINAL TIP

SYMBOL	MIN	MAX	SYMBOL	MIN	MAX
A, V	0.80	1.00	E2	0.80	1.00
A, W	0.70	0.80	e	0.40	BSC
A, L	1.40	1.70	k	0.20	-
A1	0.00	0.05	L	0.30	0.50
A3	0.20	REF	aaa	0.10	
b	0.15	0.25	bbb	0.07	
D	2.00	BSC	ccc	0.10	
D2	1.40	1.60	ddd	0.05	
E	2.00	BSC	eee	0.08	



QP TECHNOLOGIES
 A DIVISION OF PROMEX INDUSTRIES | QPTECHNOLOGIES.COM

TITLE		
DFN 10L 2x2 mm 0.40 PITCH PACKAGE OUTLINE		
LEADFRAME PART NO:		REV
235-00095		A
DO NOT SCALE	FILE NAME	SHEET
	10L-DFN-2x2-40P-MOD.DWG	1 of 1