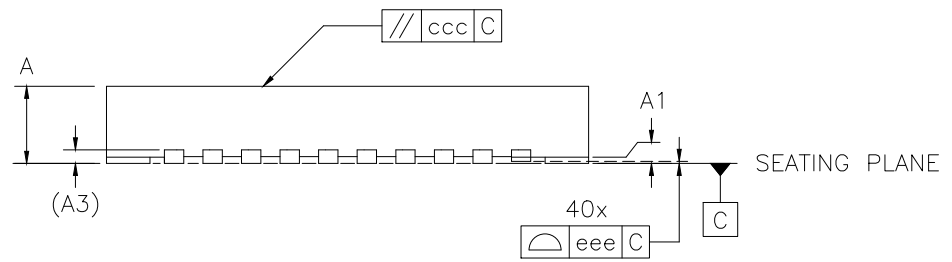
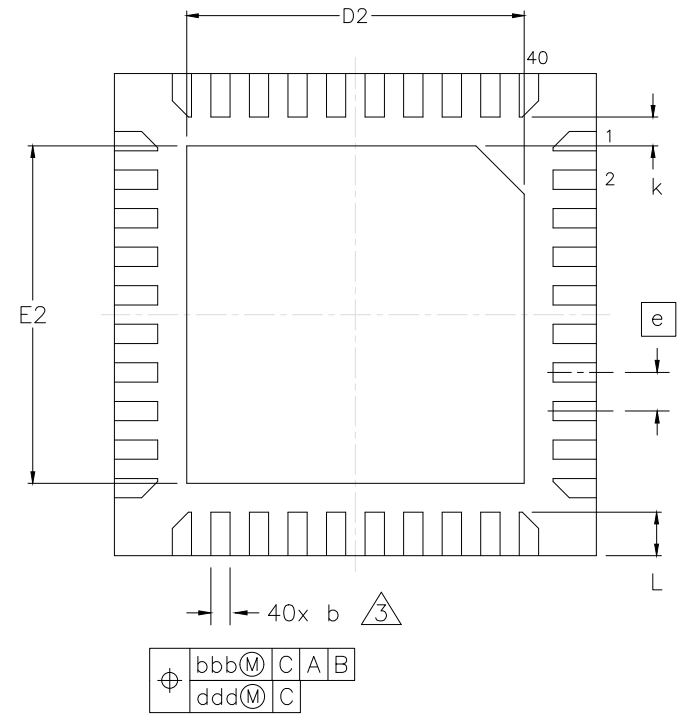
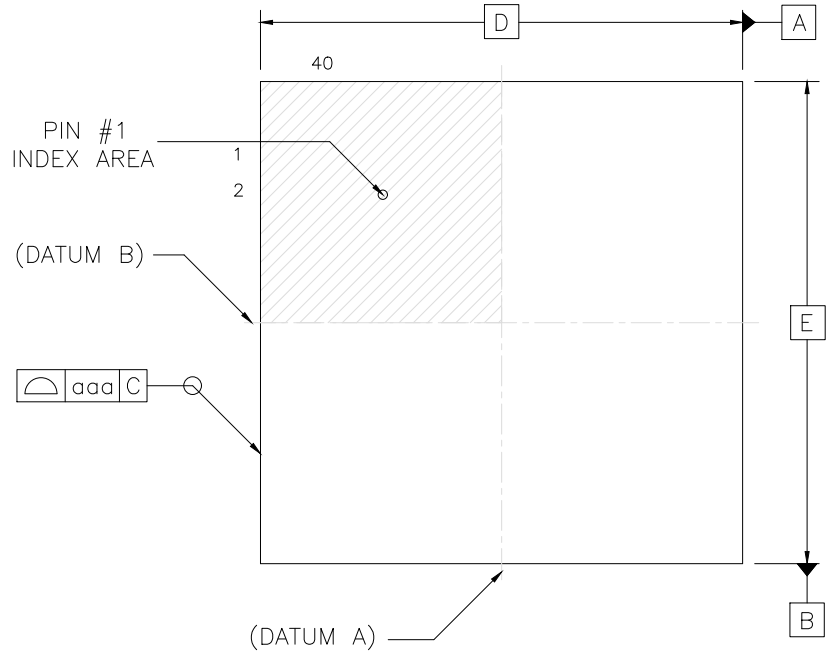


REVISIONS		
REV	DESCRIPTION	DATE
B	ADDED PACKAGE THICKNESS OPTIONS	4-11-2016



NOTES:
 1) ALL DIMENSIONS IN MM
 2) DIMENSIONING AND TOLERANCING PER ASME Y14.5-2009
 3) DIMENSION b APPLIES TO METALLIZED TERMINAL AND IS MEASURED BETWEEN 0.15 AND 0.30 MM FROM TERMINAL TIP

SYMBOL	MIN	MAX	SYMBOL	MIN	MAX
A, V	0.80	1.00	E2	3.40	3.60
A, W	0.70	0.80	e	0.40	BSC
A, L	1.40	1.70	k	0.20	-
A1	0.00	0.05	L	0.40	0.50
A3	0.20	REF	aaa	0.10	
b	0.15	0.25	bbb	0.07	
D	5.00	BSC	ccc	0.10	
D2	3.40	3.60	ddd	0.05	
E	5.00	BSC	eee	0.08	



TITLE
 QFN 40L 5x5 mm 0.40 PITCH PACKAGE OUTLINE

LEADFRAME PART NO: 235-00108 REV B

DO NOT SCALE FILE NAME 40L-QFN-5x5-40P-MOD.DWG SHEET 1 OF 1

ALL INFORMATION CONTAINED HEREIN IS THE PROPERTY OF QPTECHNOLOGIES AND IS CONSIDERED PROPRIETARY AND SUBJECT TO RETURN UPON DEMAND. ACCEPTANCE AND RETENTION HEREOF SIGNIFIES AGREEMENT BY THE RECIPIENT THAT THE INFORMATION WILL NOT BE DISCLOSED TO OTHERS NOR USED CONTRARY TO THE INTEREST OF QPTECHNOLOGIES WITHOUT PRIOR WRITTEN PERMISSION.