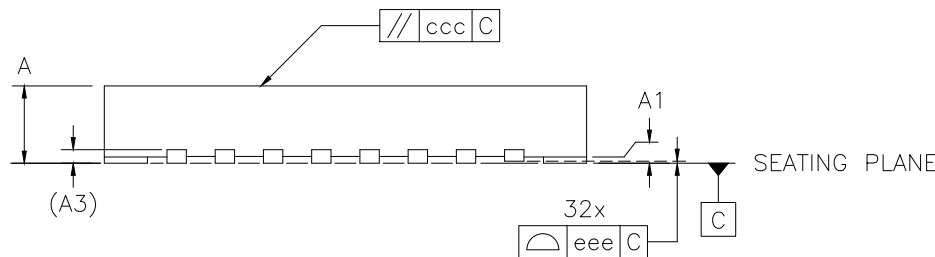
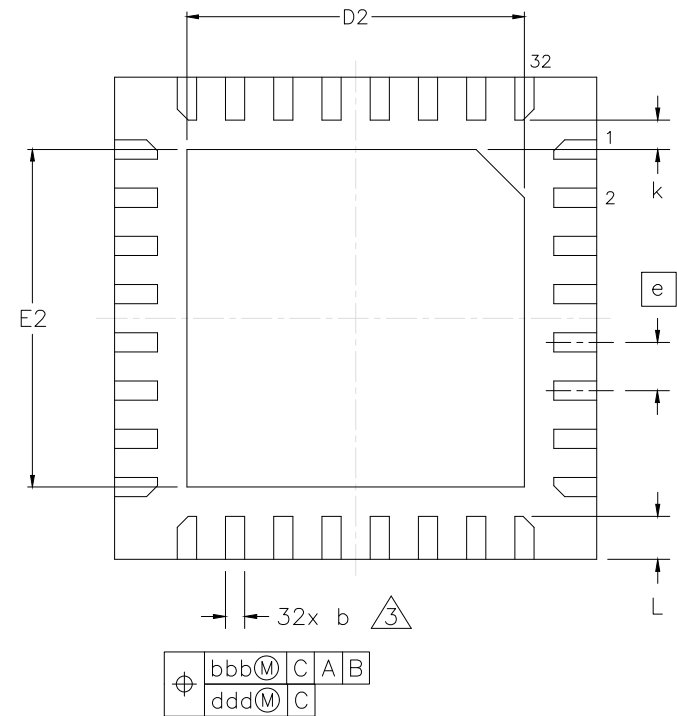
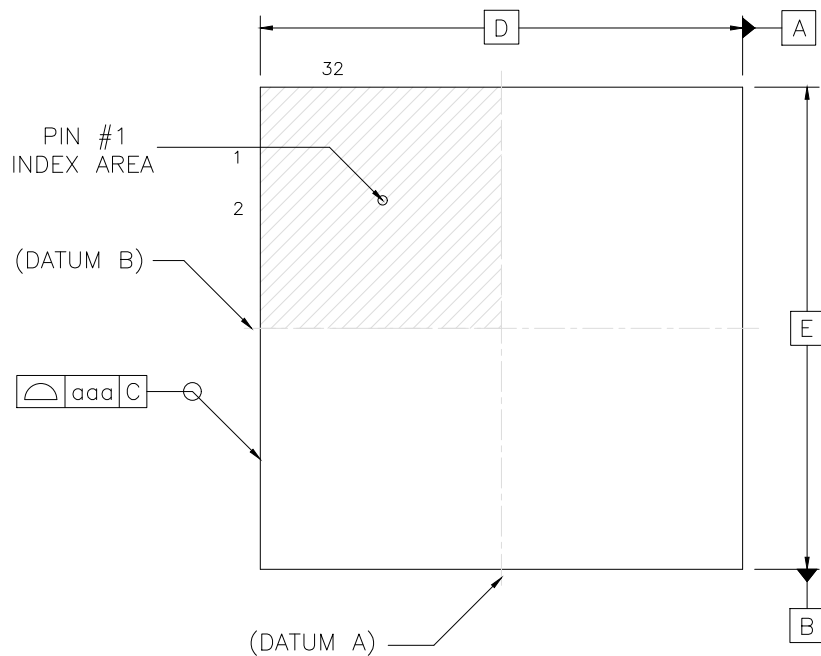


REVISIONS		
REV	DESCRIPTION	DATE
B	UPDATE THE LEADFRAME PART NUMBER	8-21-2017



BOTTOM VIEW
PACKAGE FLIPPED LEFT TO RIGHT

- NOTES:
 1) ALL DIMENSIONS IN MM
 2) DIMENSIONING AND TOLERANCING PER ASME Y14.5-2009
 3) DIMENSION b APPLIES TO METALLIZED TERMINAL AND IS MEASURED BETWEEN 0.15 AND 0.30 MM FROM TERMINAL TIP

SYMBOL	MIN	MAX	SYMBOL	MIN	MAX
A, V	0.80	1.00	E2	3.40	3.60
A, W	0.70	0.80	e	0.50	BSC
A, L	1.40	1.70	k	0.20	-
A1	0.00	0.05	L	0.40	0.50
A3	0.20	REF	aaa	0.10	
b	0.18	0.30	bbb	0.10	
D	5.00	BSC	ccc	0.10	
D2	3.40	3.60	ddd	0.05	
E	5.00	BSC	eee	0.08	



QPTECHNOLOGIES
 A DIVISION OF PROMEX INDUSTRIES | QPTECHNOLOGIES.COM

TITLE
 QFN 32L 5x5 mm 0.50 PITCH
 PACKAGE OUTLINE

LEADFRAME PART NO: 235-00189 REV 00

DO NOT SCALE FILE NAME 32L-QFN-5x5-50P-MOD.DWG SHEET 1 OF 1