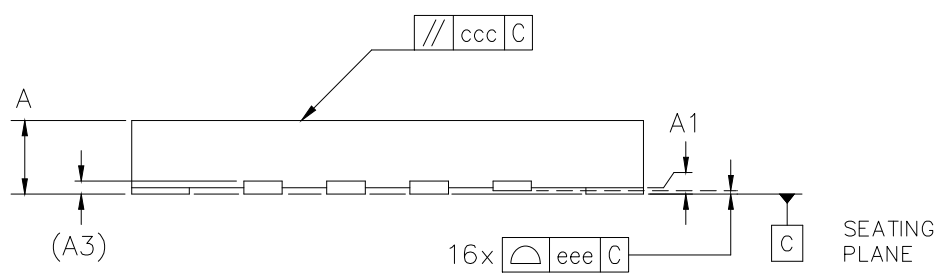
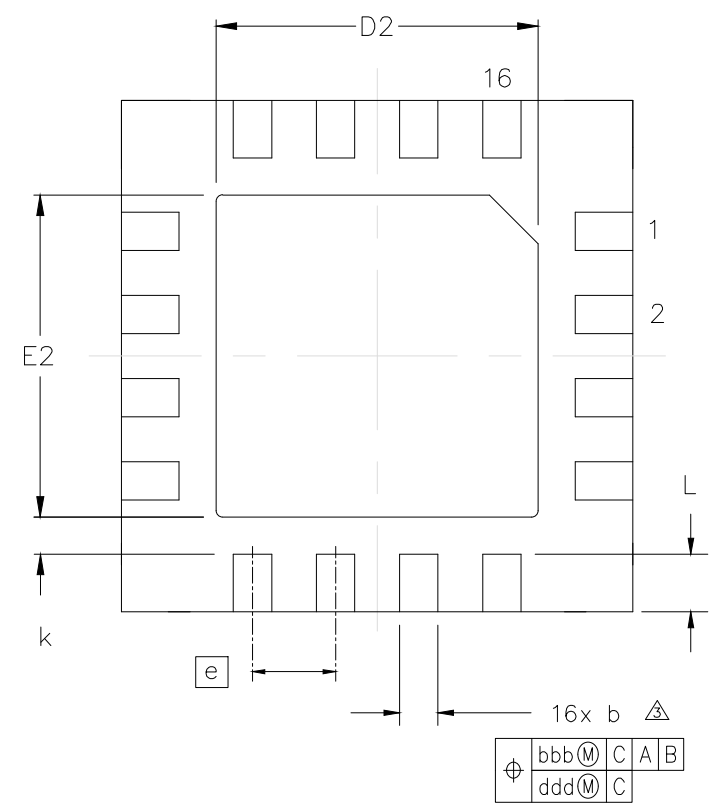
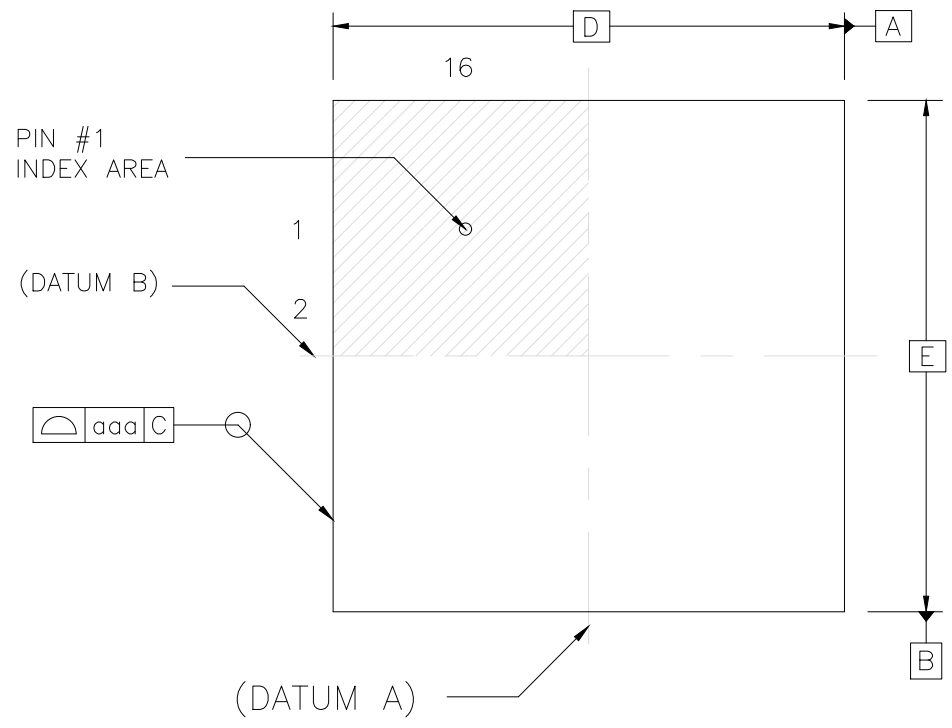


REVISIONS		
REV	DESCRIPTION	DATE
B	ADDED PACKAGE THICKNESS OPTIONS	4-11-2016



NOTES:
 1) ALL DIMENSIONS IN MM
 2) DIMENSIONING AND TOLERANCING PER ASME Y14.5-2009
 3) DIMENSION b APPLIES TO METALLIZED TERMINAL AND IS MEASURED BETWEEN 0.15 AND 0.30 MM FROM TERMINAL TIP

SYMBOL	MIN	MAX	SYMBOL	MIN	MAX
A, V	0.80	1.00	E2	2.42	2.62
A, W	0.70	0.80	e	0.65 BSC	
A, L	1.40	1.70	k	0.20	-
A1	0.00	0.05	L	0.40	0.50
A3	0.20 REF		aaa	0.10	
b	0.25	0.35	bbb	0.10	
D	4.00 BSC		ccc	0.10	
D2	2.42	2.62	ddd	0.05	
E	4.00 BSC		eee	0.08	



TITLE
 QFN 16L 4x4 mm 0.65 PITCH PACKAGE OUTLINE

LEADFRAME PART NO: 235-00064 REV 01

DO NOT SCALE FILE NAME: 16L-QFN-4x4-65P-MOD.DWG SHEET 1 OF 1