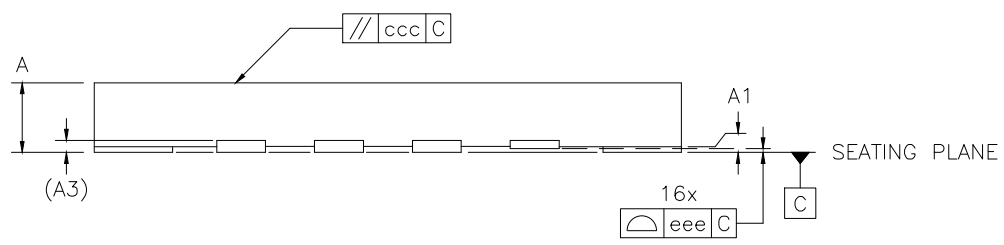
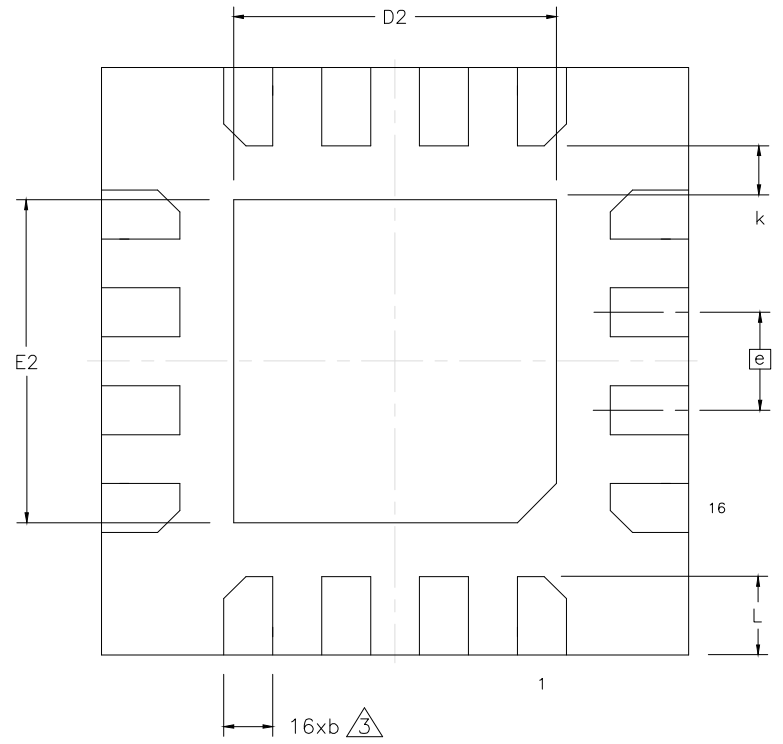
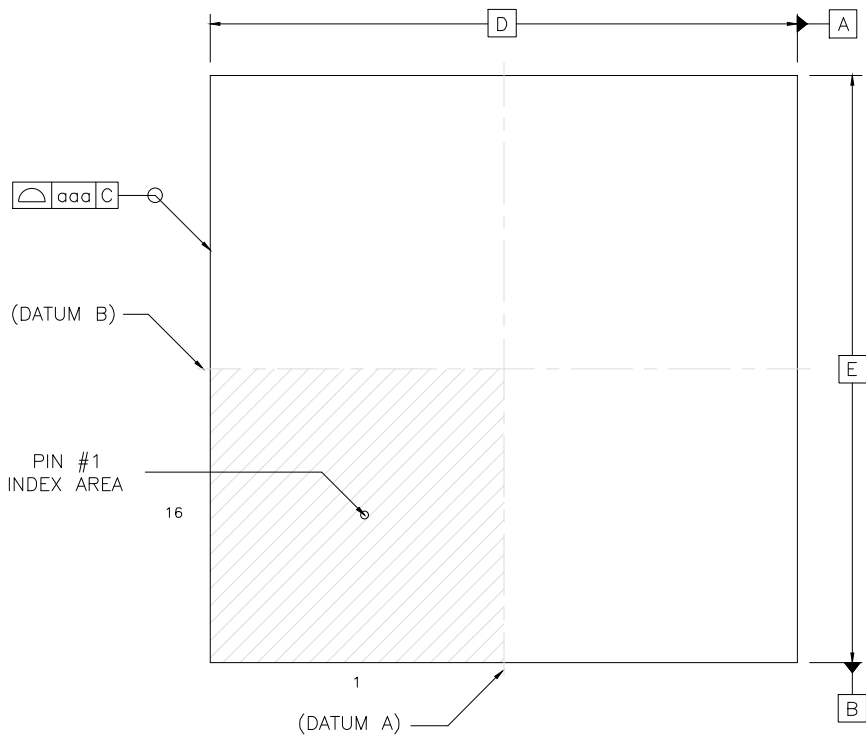


REVISIONS		
REV	DESCRIPTION	DATE
C	INCREASED DAP SIZE	07-24-17



BOTTOM VIEW  
PACKAGE FLIPPED LEFT TO RIGHT

NOTES:  
 1) ALL DIMENSIONS IN MM  
 2) DIMENSIONING AND TOLERANCING PER ASME Y14.5-2009  
 3) DIMENSION b APPLIES TO METALLIZED TERMINAL AND IS MEASURED BETWEEN 0.15 AND 0.30 MM FROM TERMINAL TIP

SYMBOL	MIN	MAX	SYMBOL	MIN	MAX
A, V	0.80	1.00	E2	1.55	1.75
A, W	0.70	0.80	e	0.50	BSC
A, L	1.40	1.70	k	0.20	-
A1	0.00	0.05	L	0.35	0.45
A3	0.20	REF	aaa	0.10	
b	0.20	0.30	bbb	0.10	
D	3.00	BSC	ccc	0.10	
D2	1.55	1.75	ddd	0.05	
E	3.00	BSC	eee	0.08	



TITLE  
 QFN 16L 3x3 mm 0.50 PITCH  
 PACKAGE OUTLINE

LEADFRAME PART NO: 235-00050 REV 00

DO NOT SCALE FILE NAME 16L-QFN-3x3-50P-MOD.DWG SHEET 1 OF 1

ALL INFORMATION CONTAINED HEREIN IS THE PROPERTY OF QPTECHNOLOGIES AND IS CONSIDERED PROPRIETARY AND SUBJECT TO RETURN UPON DEMAND. ACCEPTANCE AND RETENTION HEREOF SIGNIFIES AGREEMENT BY THE RECIPIENT THAT THE INFORMATION WILL NOT BE DISCLOSED TO OTHERS NOR USED CONTRARY TO THE INTEREST OF QPTECHNOLOGIES WITHOUT PRIOR WRITTEN PERMISSION.