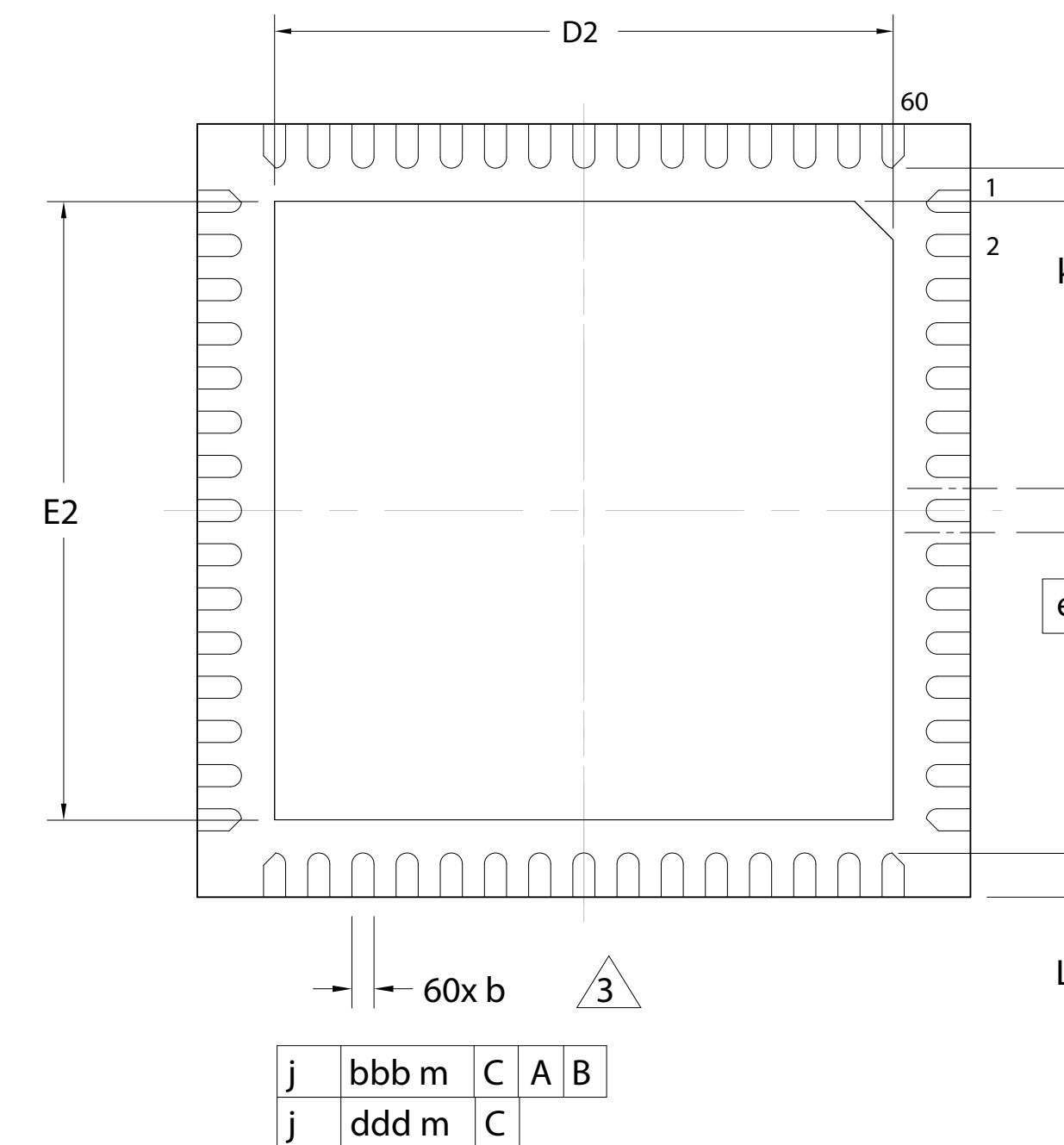
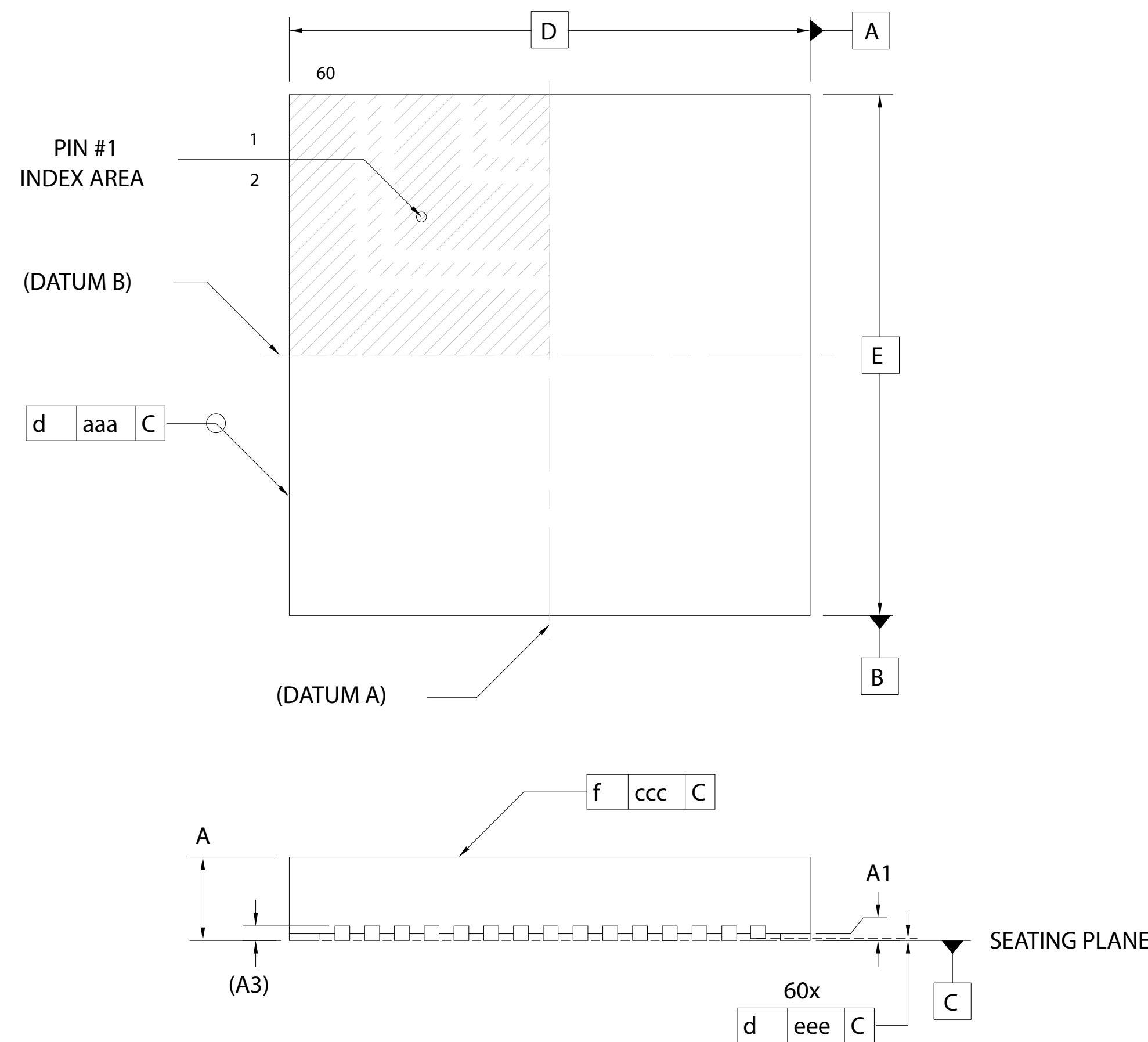


REVISIONS		
REV	DESCRIPTION	DATE
A	INITIAL RELEASE	4-28-2017




NOTES:

- 1) ALL DIMENSIONS IN MM
- 2) DIMENSIONING AND TOLERANCING PER ASME Y14.5-2009
- 3) DIMENSION b APPLIES TO METALLIZED TERMINAL AND IS MEASURED BETWEEN 0.15 AND 0.30 MM FROM TERMINAL TIP

ALL INFORMATION CONTAINED HEREIN IS THE PROPERTY OF QPTECHNOLOGIES AND IS CONSIDERED PROPRIETARY AND SUBJECT TO RETURN UPON DEMAND. ACCEPTANCE AND RETENTION HEREOF SIGNIFIES AGREEMENT BY THE RECIPIENT THAT THE INFORMATION WILL NOT BE DISCLOSED TO OTHERS NOR USED CONTRARY TO THE INTEREST OF QPTECHNOLOGIES WITHOUT PRIOR WRITTEN PERMISSION.

SYMBOL	MIN	MAX	SYMBOL	MIN	MAX
A, V	0.80	1.00	E2	5.50	5.70
A, W	0.70	0.80	e	0.40 BSC	
A, L	1.40	1.70	k	0.20	-
A1	0.00	0.05	L	0.35	0.45
A3	0.20 REF		aaa	0.10	
b	0.15	0.25	bbb	0.07	
D	7.00 BSC		ccc	0.10	
D2	5.50	5.70	ddd	0.05	
E	7.00 BSC		eee	0.08	



QPTECHNOLOGIES
A DIVISION OF PROMEX INDUSTRIES | QPTECHNOLOGIES.COM

TITLE

**QFN 60L 7x7 mm 0.40 PITCH
PACKAGE OUTLINE**

LEADFRAME PART NO:

235-00115

REV

A

DO NOT SCALE

FILE NAME
60L-QFN-7x7-40P-MOD.DWG

SHEET
1 OF 1